

Lecture 01

What is Machine Learning? An Overview.

STAT 479: Machine Learning, Fall 2018

Sebastian Raschka

<http://stat.wisc.edu/~sraschka/teaching/stat479-fs2018/>

About this Course

When

- Tue 8:00-9:15 am
- Thu 8:00-9:15 am

Where

- SMI 331

Office Hours

- Sebastian Raschka:
Tue 3:00-4:00, Room MSC 1171
- Shan Lu (TA):
Wed 3:00-4:00 pm, Room MSC B248

For details -> <http://stat.wisc.edu/~sraschka/teaching/stat479-fs2018/>

What is Machine Learning?

“Machine learning is the hot new thing”

— John L. Hennessy, President of Stanford (2000–2016)

“A breakthrough in machine learning would be worth ten Microsofts”

— Bill Gates, Microsoft Co-Founder

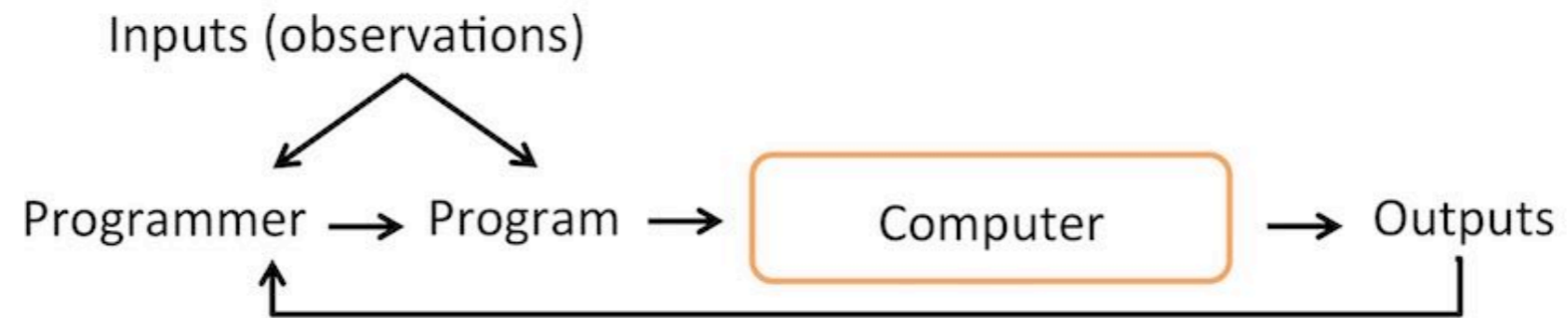
“Machine learning is the field of study that gives computers the ability to learn without being explicitly programmed”

— Arthur L. Samuel, AI pioneer, 1959

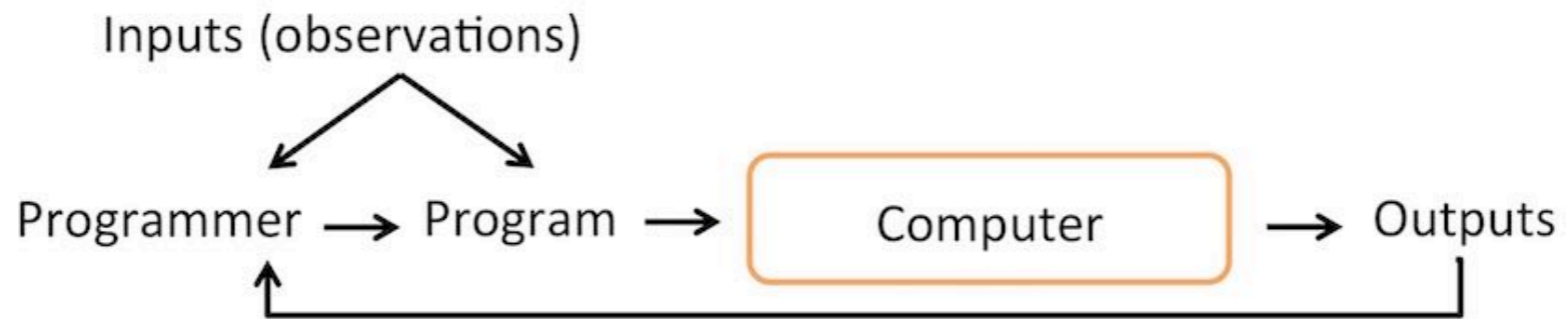
(This is likely not an original quote but a paraphrased version of Samuel’s sentence “Programming computers to learn from experience should eventually eliminate the need for much of this detailed programming effort.”)

Arthur L Samuel. “Some studies in machine learning using the game of checkers”. In: *IBM Journal of research and development* 3.3 (1959), pp. 210–229.

The Traditional Programming Paradigm



The Traditional Programming Paradigm



Machine Learning is the field of study that gives computers the ability to learn without being explicitly programmed
– Arthur Samuel (1959)

Machine Learning



Sebastian Raschka, 2016

“If software ate the world, models will run it”
— Steven A. Cohen and Matthew W. Granade, *The Wallstreet Journal*, 2018

“A computer program is said to **learn** from experience E with respect to some class of tasks T and performance measure P , if its performance at tasks in T , as measured by P , improves with experience E .”

— Tom Mitchell, Professor at Carnegie Mellon University

Tom M Mitchell et al. “Machine learning. 1997”. In: *Burr Ridge, IL: McGraw Hill* 45.37 (1997), pp. 870–877.

“A computer program is said to **learn** from experience E with respect to some class of tasks T and performance measure P , if its performance at tasks in T , as measured by P , improves with experience E .”

— Tom Mitchell, Professor at Carnegie Mellon University

Handwriting Recognition Example:



- Task T :
- Performance measure P :
- Training experience E :

Some Applications of Machine Learning (1):

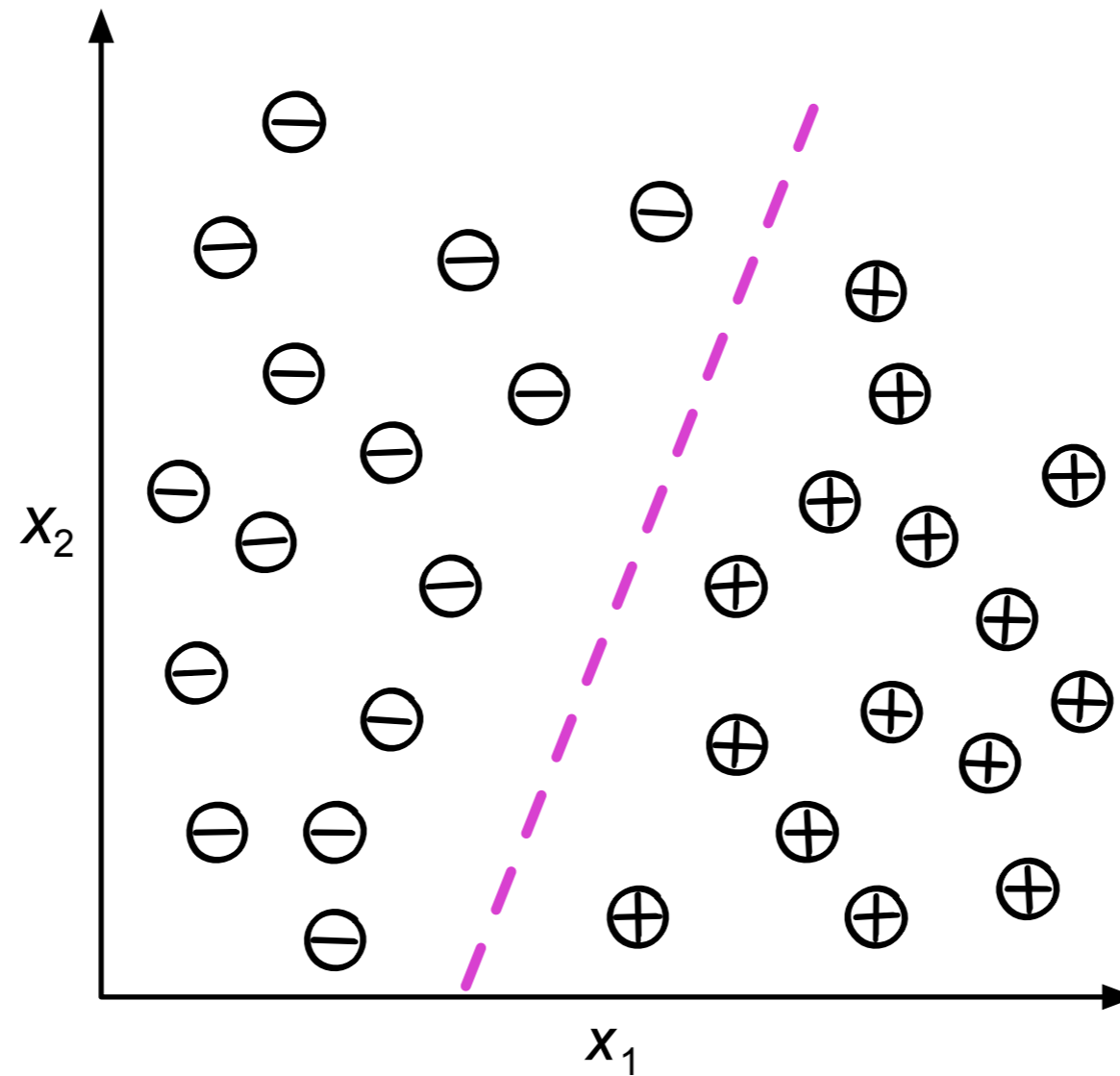
Some Applications of Machine Learning (2):

Categories of Machine Learning

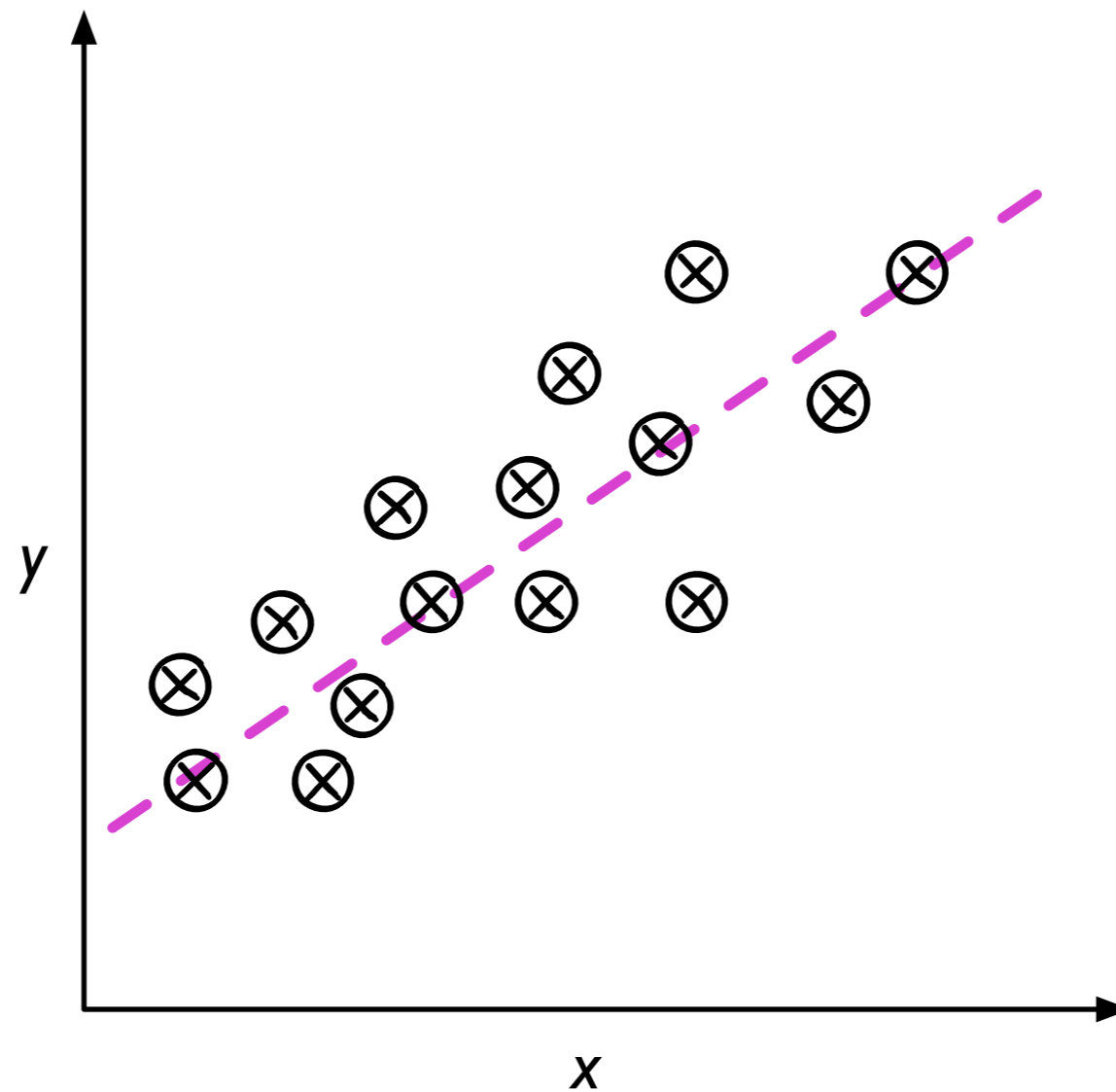
Supervised Learning

- Labeled data
- Direct feedback
- Predict outcome/future

Supervised Learning: Classification



Supervised Learning: Regression



Categories of Machine Learning

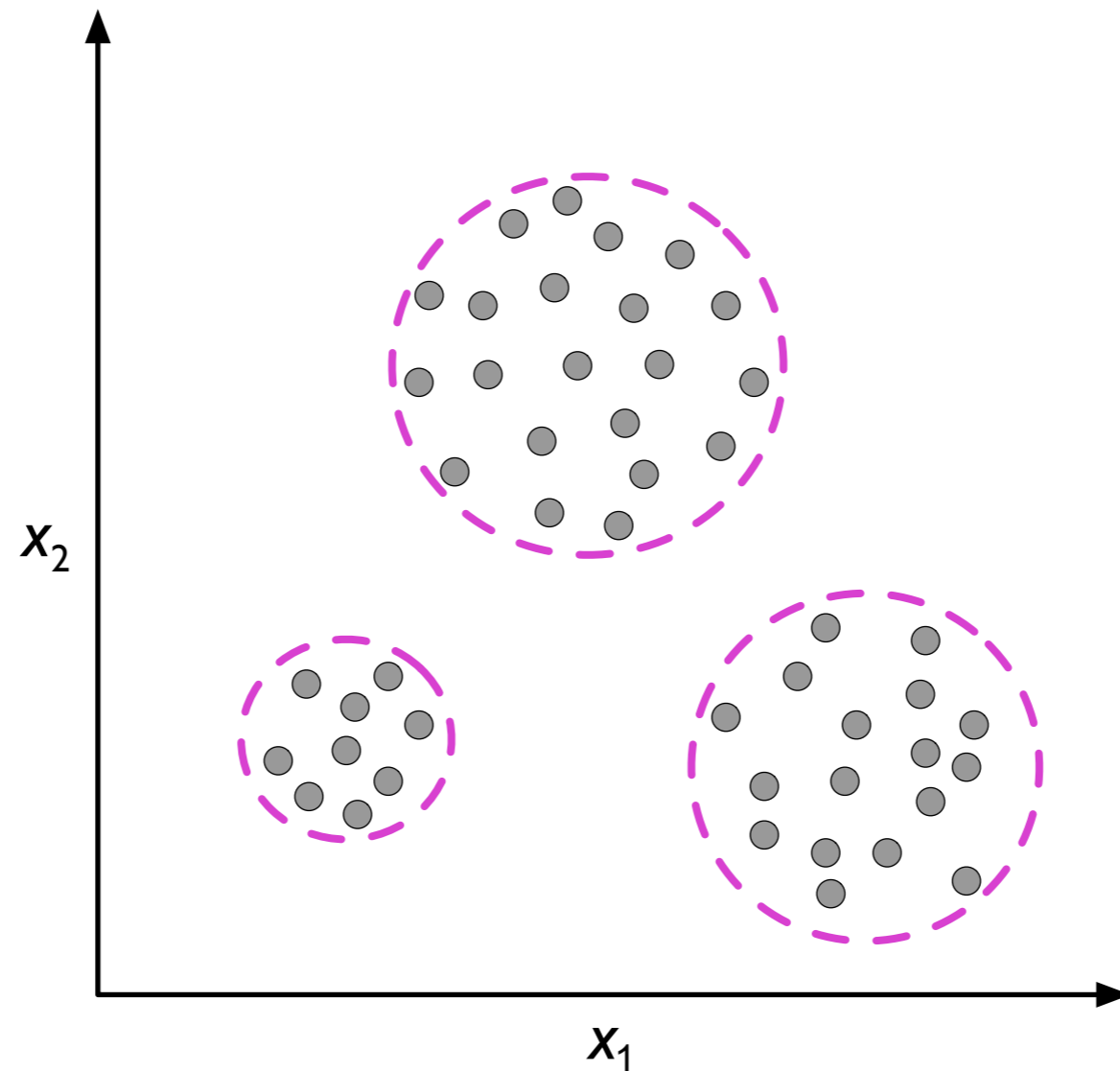
Supervised Learning

- Labeled data
- Direct feedback
- Predict outcome/future

Unsupervised Learning

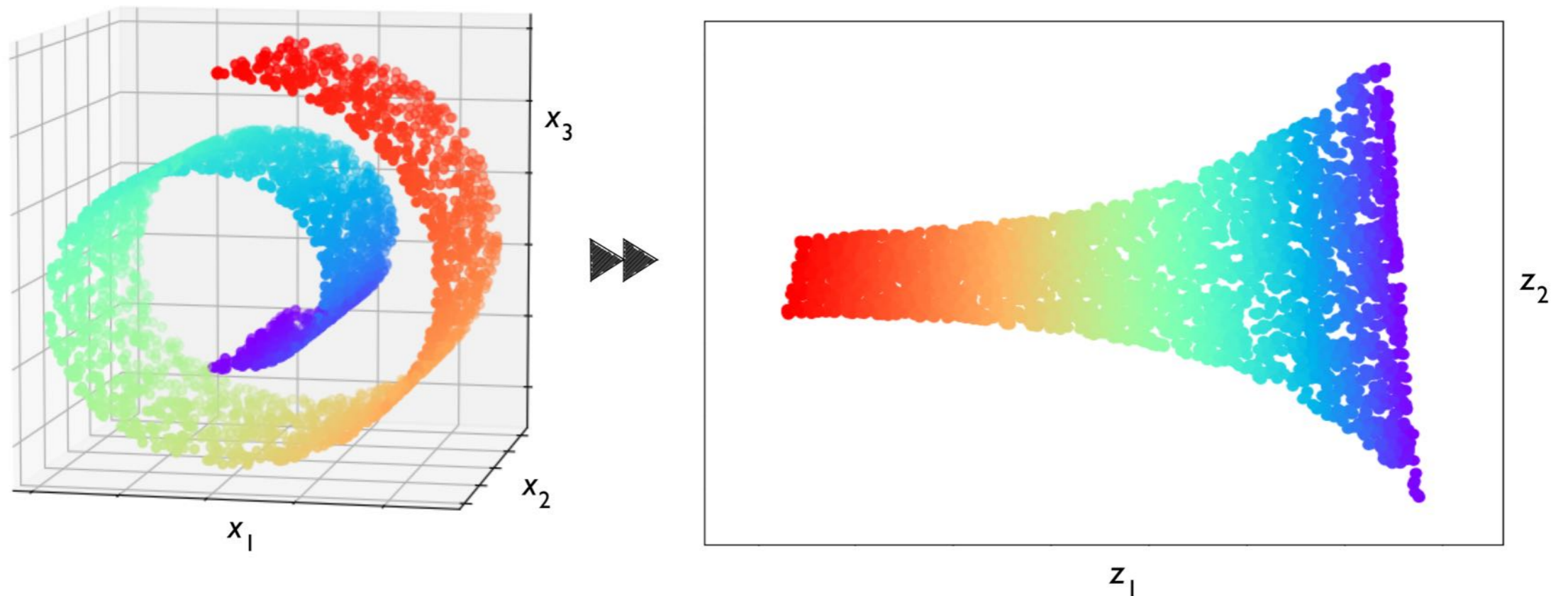
- No labels/targets
- No feedback
- Find hidden structure in data

Unsupervised Learning -- Clustering



Unsupervised Learning

-- Dimensionality Reduction



Categories of Machine Learning

Supervised Learning

- Labeled data
- Direct feedback
- Predict outcome/future

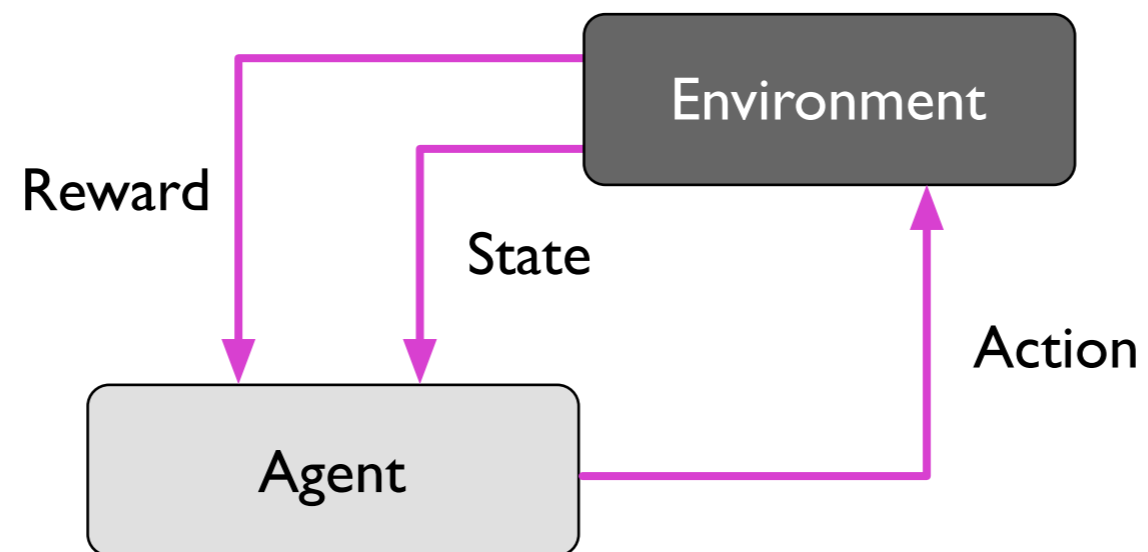
Unsupervised Learning

- No labels/targets
- No feedback
- Find hidden structure in data

Reinforcement Learning

- Decision process
- Reward system
- Learn series of actions

Reinforcement Learning



Semi-Supervised Learning

Supervised Learning (Formal Notation)

Training set: $\mathcal{D} = \{ \langle \mathbf{x}^{[i]}, y^{[i]} \rangle, i = 1, \dots, n \},$

Unknown function: $f(\mathbf{x}) = y$

Hypothesis: $h(\mathbf{x}) = \hat{y}$

Classification

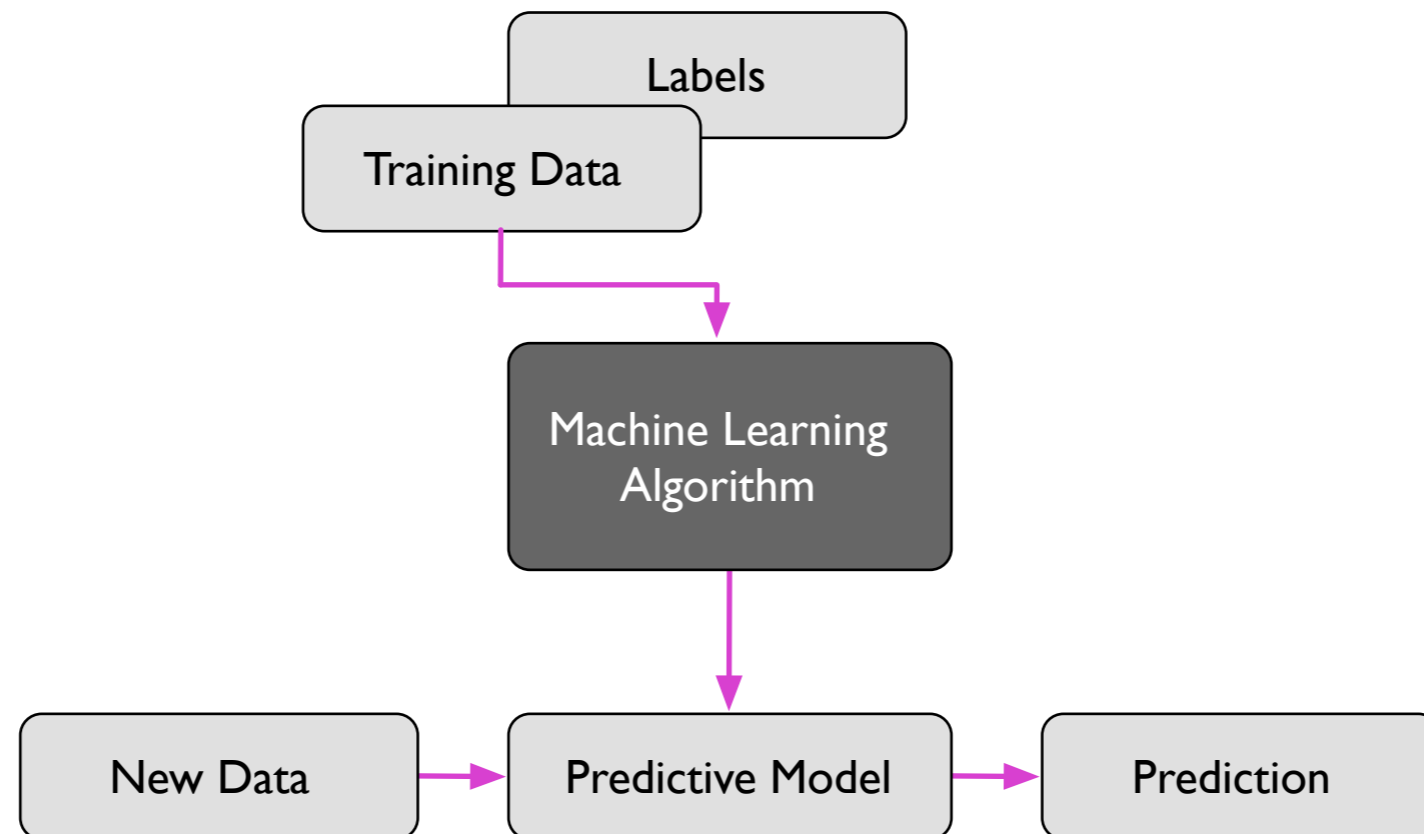
Regression

$$h : \mathbb{R}^m \rightarrow \text{---}$$

$$h : \mathbb{R}^m \rightarrow \text{---}$$

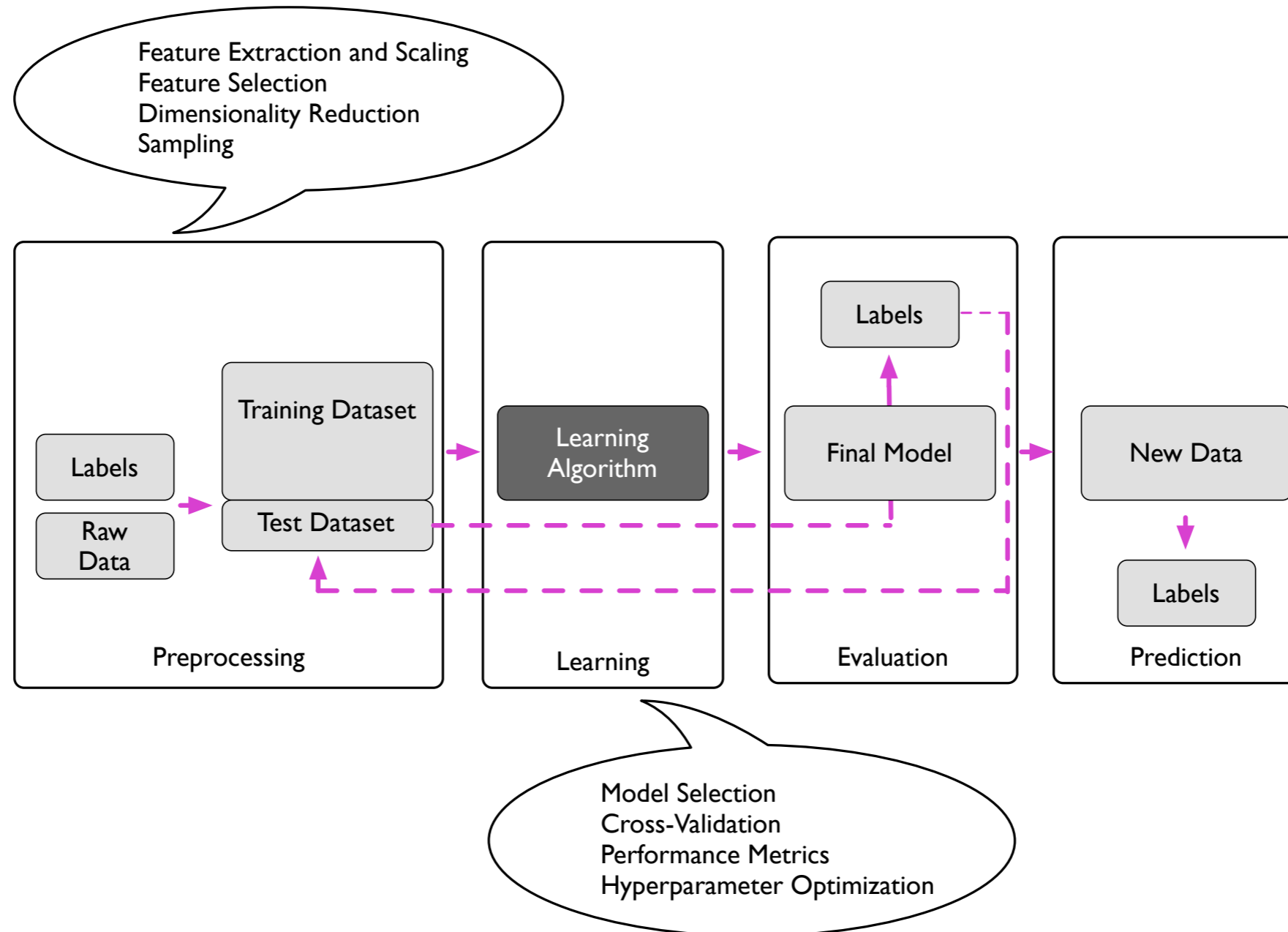
Supervised Learning Workflow

-- Overview



Supervised Learning Workflow

-- More Detailed Overview



Data Representation

$$\mathbf{x} = \begin{bmatrix} x_1 \\ x_2 \\ \vdots \\ x_m \end{bmatrix}$$

Feature vector

Data Representation

$$\mathbf{x} = \begin{bmatrix} x_1 \\ x_2 \\ \vdots \\ x_m \end{bmatrix}$$

Feature vector

$$\mathbf{X} = \begin{bmatrix} \mathbf{x}_1^T \\ \mathbf{x}_2^T \\ \vdots \\ \mathbf{x}_n^T \end{bmatrix}$$



Data Representation

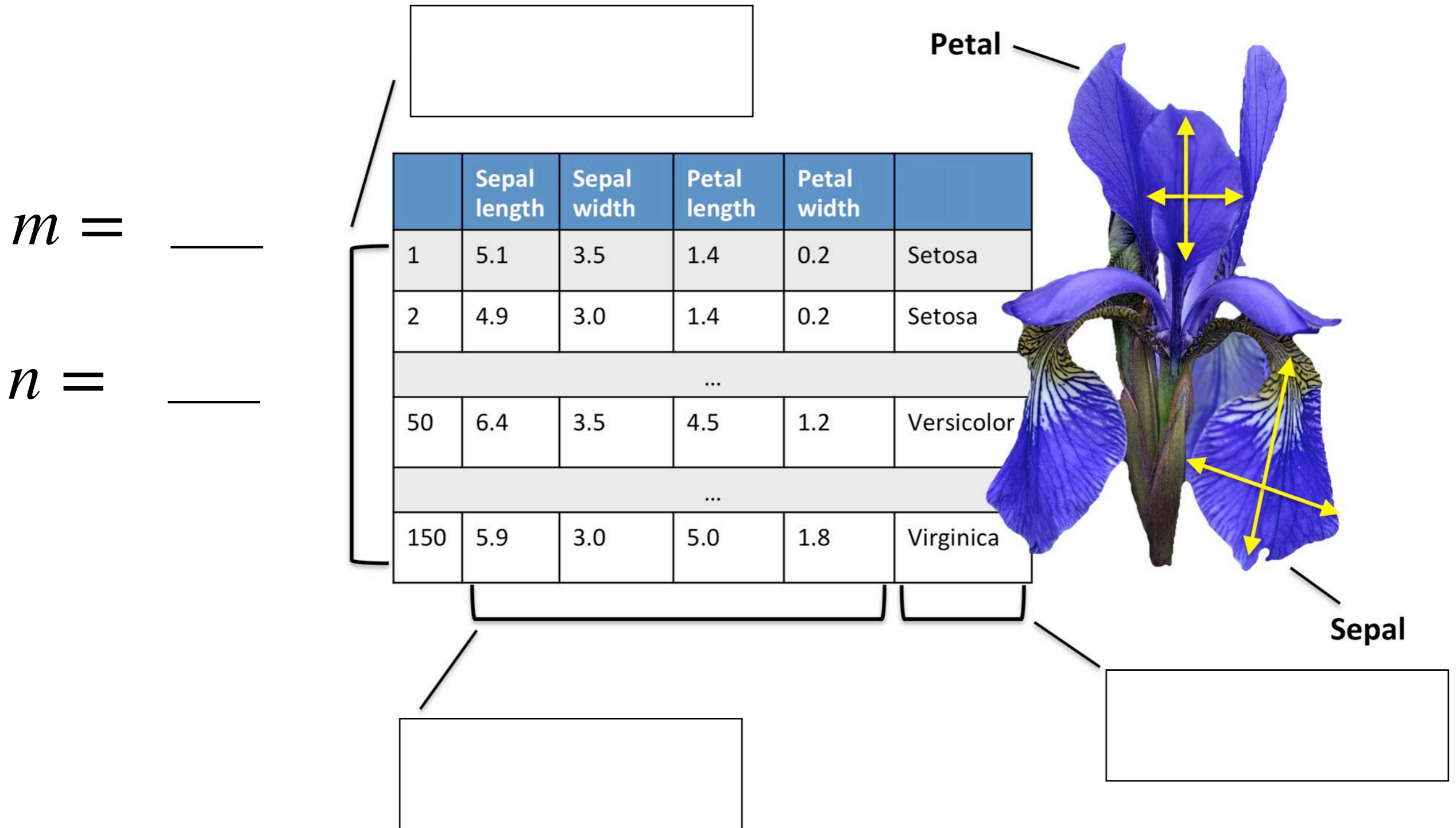
$$\mathbf{x} = \begin{bmatrix} x_1 \\ x_2 \\ \vdots \\ x_m \end{bmatrix}$$

Feature vector

$$\mathbf{X} = \begin{bmatrix} \mathbf{x}_1^T \\ \mathbf{x}_2^T \\ \vdots \\ \mathbf{x}_n^T \end{bmatrix}$$

$$\mathbf{X} = \begin{bmatrix} x_1^{[1]} & x_2^{[1]} & \dots & x_m^{[1]} \\ x_1^{[2]} & x_2^{[2]} & \dots & x_m^{[2]} \\ \vdots & \vdots & \ddots & \vdots \\ x_1^{[n]} & x_2^{[n]} & \dots & x_m^{[n]} \end{bmatrix}$$

Data Representation



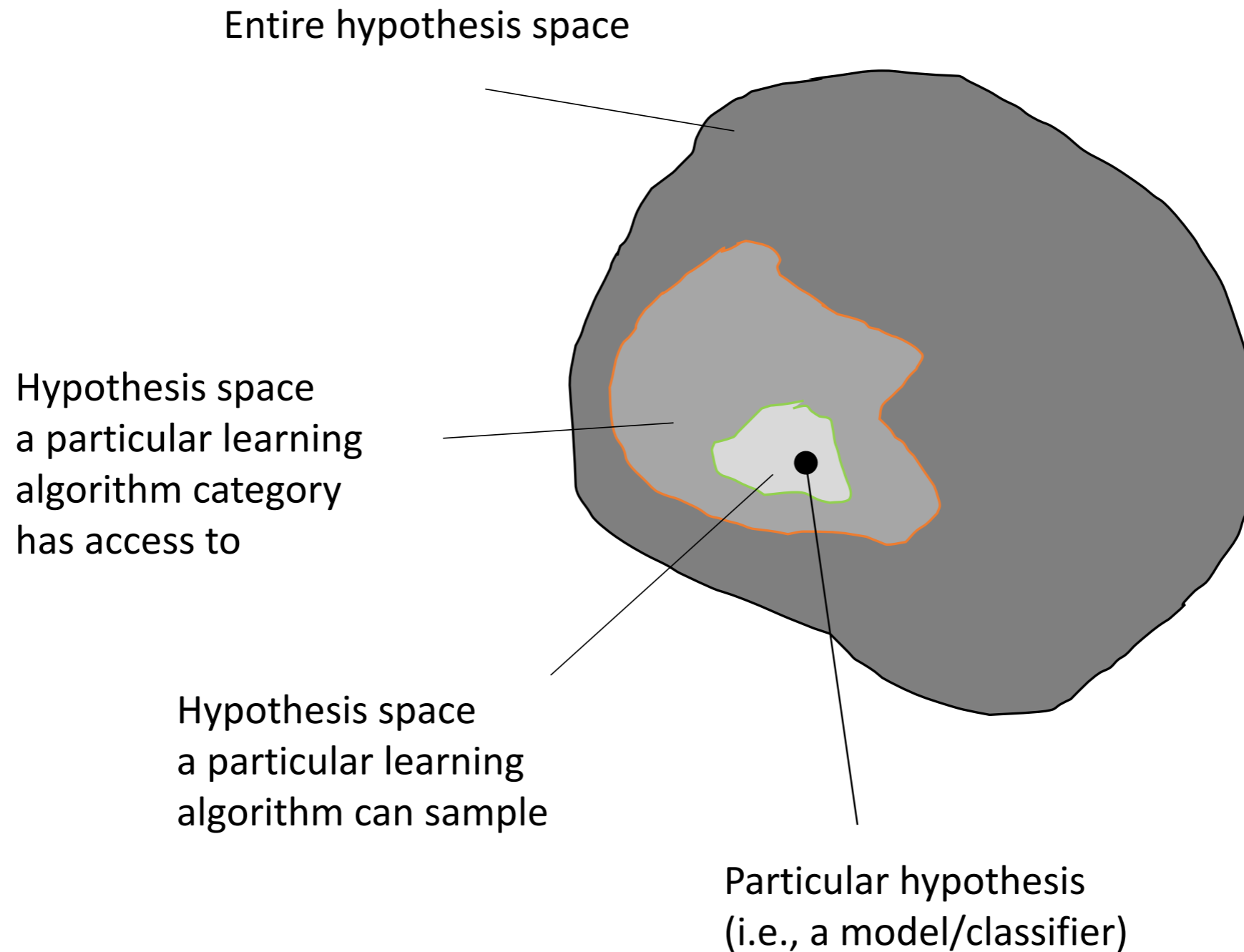
Data Representation

$$\mathbf{X} = \begin{bmatrix} x_1 \\ x_2 \\ \vdots \\ x_m \end{bmatrix}$$

Input features

$$\mathbf{y} = \begin{bmatrix} y^{[1]} \\ y^{[2]} \\ \vdots \\ y^{[n]} \end{bmatrix}$$

Hypothesis Space



Hypothesis Space Size

sepal length < 5 cm	sepal width < 5 cm	petal length < 5 cm	petal width < 5 cm	Class Label
True	True	True	True	Setosa
True	True	True	False	Versicolor
True	True	False	True	Setosa
...

How many possible hypotheses?

4 binary features: _____ different feature combinations

3 classes and (Setosa, Versicolor, Virginica) and _____ rules,

that is _____ potential combinations

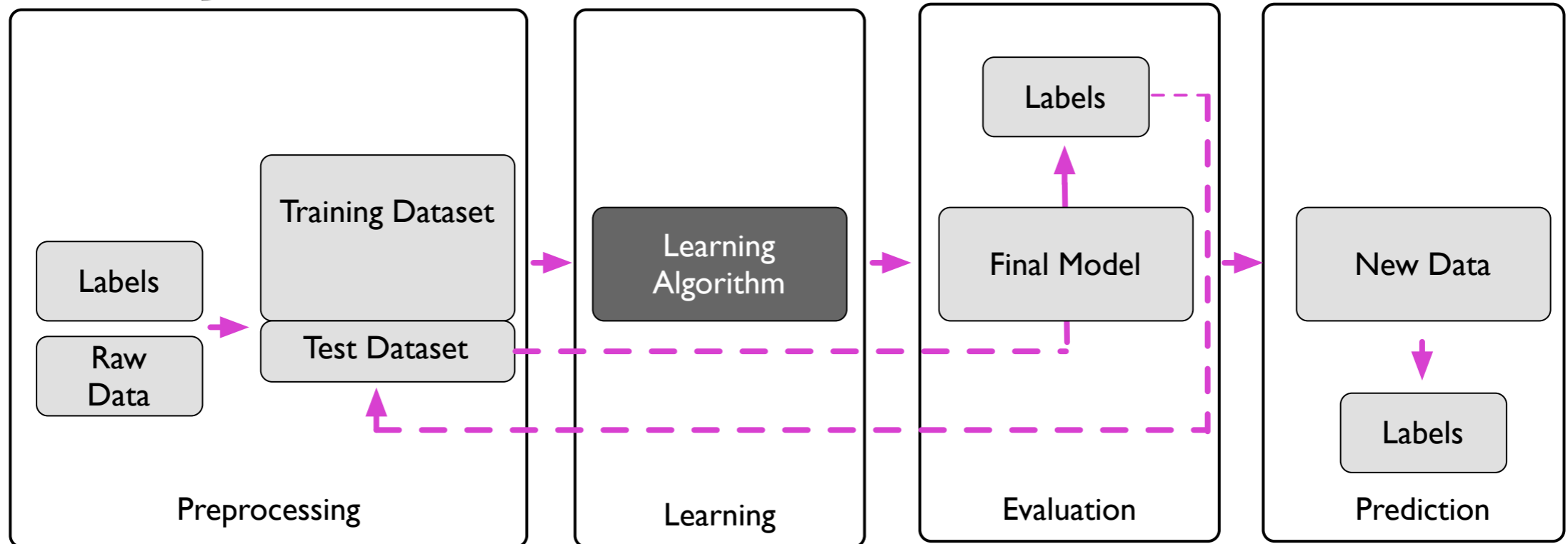
Classes of Machine Learning Algorithms

- Generalized linear models (e.g.,
- Support vector machines (e.g.,
- Artificial neural networks (e.g.,
- Tree- or rule-based models (e.g.,
- Graphical models (e.g.,
- Ensembles (e.g.,
- Instance-based learners (e.g.,

5 Steps for Approaching a Machine Learning Application

1. Define the problem to be solved.
2. Collect (labeled) data.
3. Choose an algorithm class.
4. Choose an optimization metric for learning the model.
5. Choose a metric for evaluating the model.

Feature Extraction and Scaling
Feature Selection
Dimensionality Reduction
Sampling



Model Selection
Cross-Validation
Performance Metrics
Hyperparameter Optimization

Objective Functions

- Maximize the posterior probabilities (e.g., naive Bayes)
- Maximize a fitness function (genetic programming)
- Maximize the total reward/value function (reinforcement learning)
- Maximize information gain/minimize child node impurities (CART decision tree classification)
- Minimize a mean squared error cost (or loss) function (CART, decision tree regression, linear regression, adaptive linear neurons, ...)
- Maximize log-likelihood or minimize cross-entropy loss (or cost) function
- Minimize hinge loss (support vector machine)

Optimization Methods

- Combinatorial search, greedy search (e.g.,
- Unconstrained convex optimization (e.g.,
- Constrained convex optimization (e.g.,
- Nonconvex optimization, here: using backpropagation, chain rule, reverse autodiff. (e.g.,
- Constrained nonconvex optimization (e.g.,

Evaluation -- Misclassification Error

$$L(\hat{y}, y) = \begin{cases} 0 & \text{if } \hat{y} = y \\ 1 & \text{if } \hat{y} \neq y \end{cases}$$

$$ERR_{\mathcal{D}_{\text{test}}} = \frac{1}{n} \sum_{i=1}^n L(\hat{y}^{[i]}, y^{[i]})$$

Other Metrics in Future Lectures

- Accuracy (1-Error)
- ROC AUC
- Precision
- Recall
- (Cross) Entropy
- Likelihood
- Squared Error/MSE
- L-norms
- Utility
- Fitness
- ...

But more on other metrics in future lectures.

Categorizing Machine Learning Algorithms

- eager vs lazy;

Categorizing Machine Learning Algorithms

- eager vs lazy;
- batch vs online;

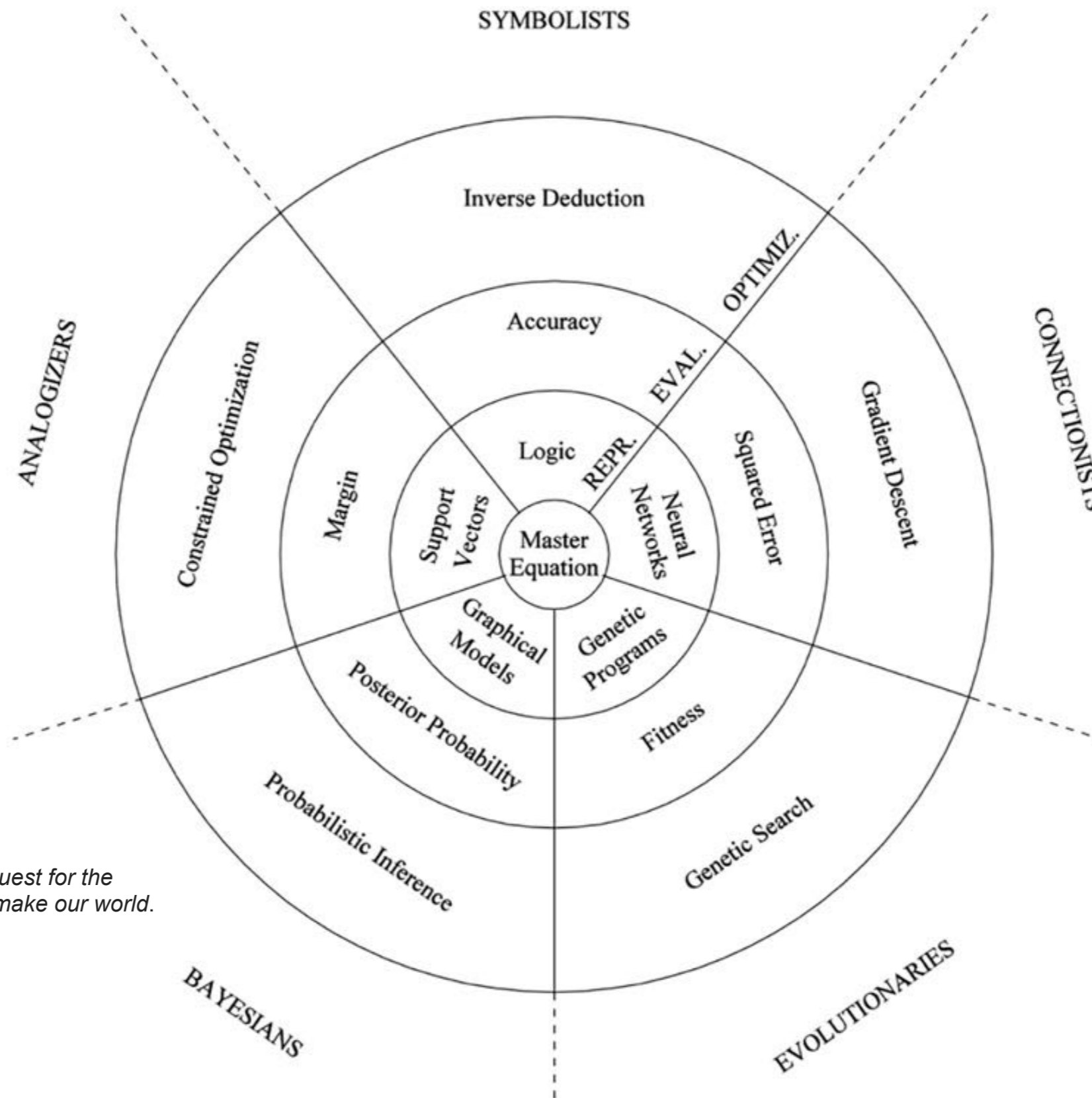
Categorizing Machine Learning Algorithms

- eager vs lazy;
- batch vs online;
- parametric vs nonparametric;

Categorizing Machine Learning Algorithms

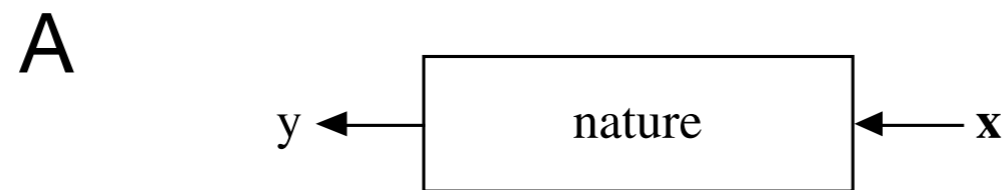
- eager vs lazy;
- batch vs online;
- parametric vs nonparametric;
- discriminative vs generative.

Pedro Domingo's 5 Tribes of Machine Learning



Source: Domingos, Pedro.
*The master algorithm: How the quest for the
 ultimate learning machine will remake our world.*
 Basic Books, 2015.

Breiman, Leo. "Statistical modeling: The two cultures (with comments and a rejoinder by the author)."
" *Statistical science* 16.3 (2001): 199-231.



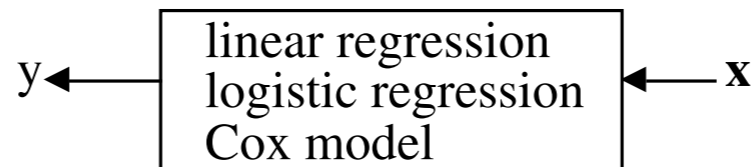
There are two goals in analyzing the data:

Prediction. To be able to predict what the responses are going to be to future input variables;

Information. To extract some information about how nature is associating the response variables to the input variables.

Breiman, Leo. "Statistical modeling: The two cultures (with comments and a rejoinder by the author)."
Statistical science 16.3 (2001): 199-231.

B The values of the parameters are estimated from the data and the model then used for information and/or prediction. Thus the black box is filled in like this:




Model validation. Yes–no using goodness-of-fit tests and residual examination.

Breiman, Leo. "Statistical modeling: The two cultures (with comments and a rejoinder by the author)."
Statistical science 16.3 (2001): 199-231.

C

The analysis in this culture considers the inside of the box complex and unknown. Their approach is to find a function $f(\mathbf{x})$ —an algorithm that operates on \mathbf{x} to predict the responses \mathbf{y} . Their black box looks like this:



Model validation. Measured by predictive accuracy.





Evolved antenna (Source: https://en.wikipedia.org/wiki/Evolved_antenna) via evolutionary algorithms; used on a 2006 NASA spacecraft.

Black Boxes vs Interpretability

Black Boxes vs Interpretability



GEORGE BOX, 1919 -2013



*"All models are wrong
but some are useful."*

George Box, professor emeritus of Statistics and of Industrial & Systems Engineering, died on Thursday, March 28, 2013, at the age of 93. Founder of the Department of Statistics...

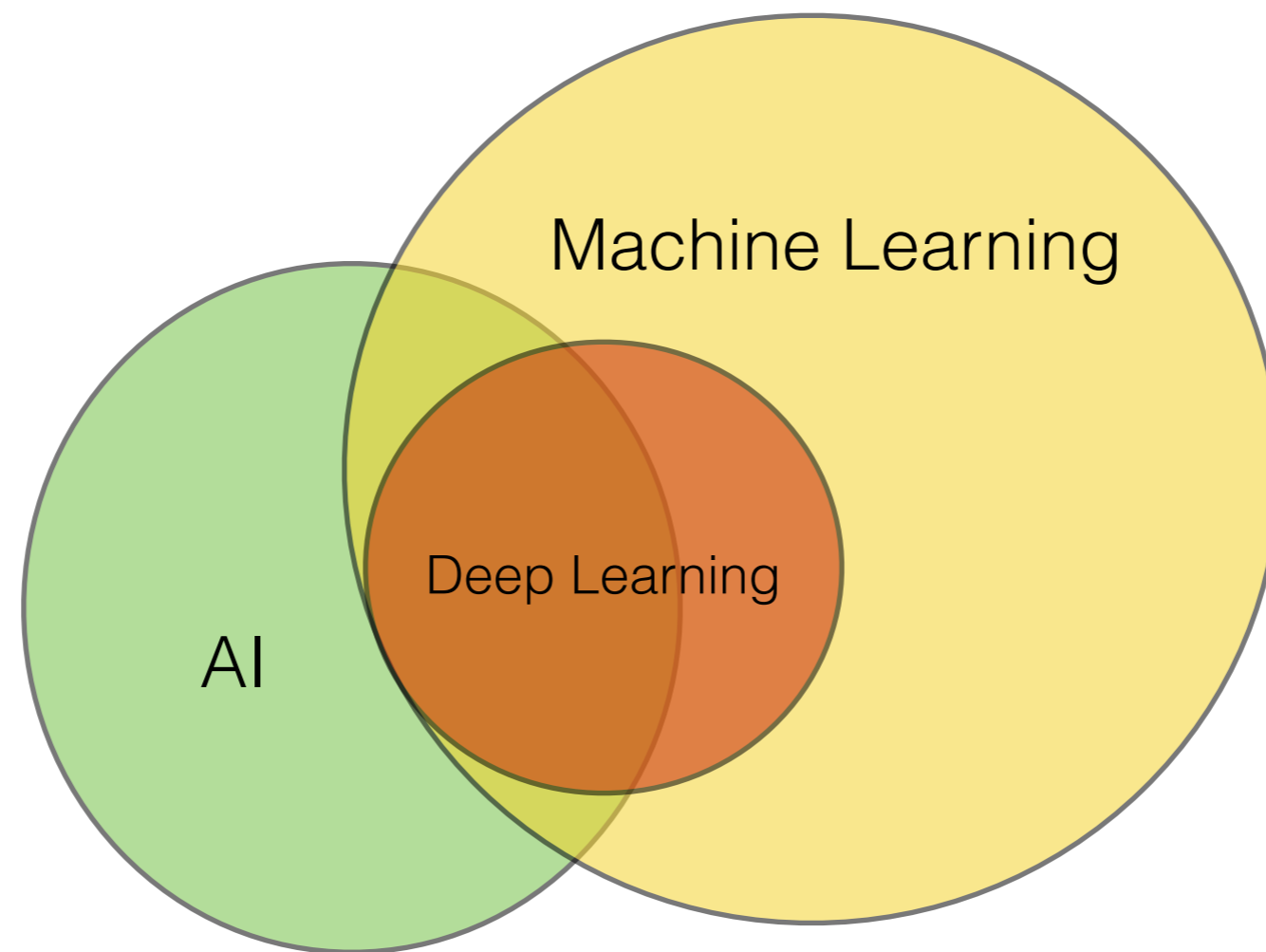
Different Motivations for Studying Machine Learning

- Engineers:
- Mathematicians, computer scientists, and statisticians:
- Neuroscientists:

The Relationship between Machine Learning and Other Fields

Machine Learning and Data Mining

Machine Learning, AI, and Deep Learning



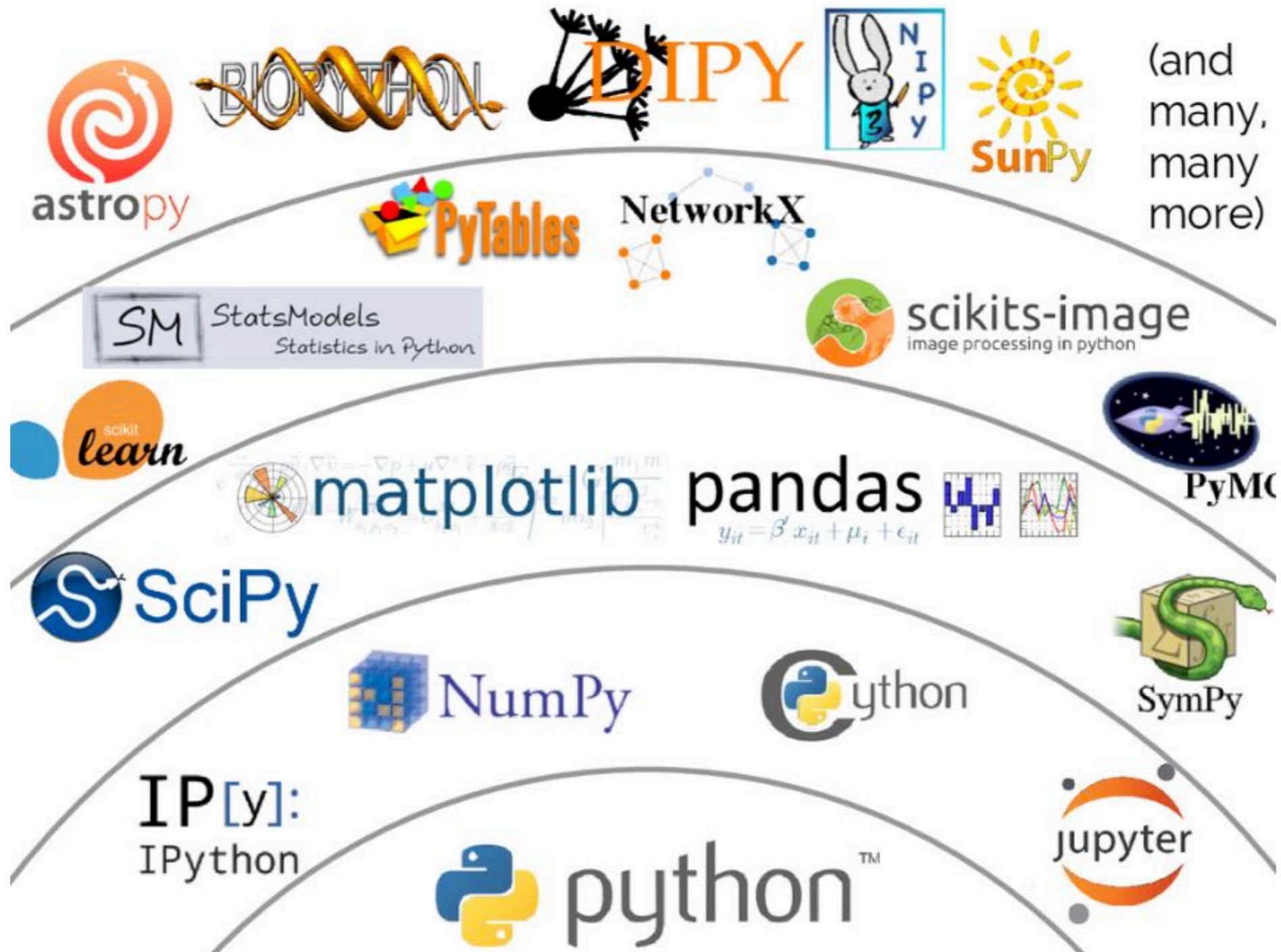


Image by Jake VanderPlas; Source: <https://speakerdeck.com/jakevdp/the-state-of-the-stack-scipy-2015-keynote?slide=8>

TIOBE Index for September 2018

Sep 2018	Sep 2017	Change	Programming Language	Ratings	Change
1	1		Java	17.436%	+4.75%
2	2		C	15.447%	+8.06%
3	5	▲	Python	7.653%	+4.67%
4	3	▼	C++	7.394%	+1.83%
5	8	▲	Visual Basic .NET	5.308%	+3.33%
6	4	▼	C#	3.295%	-1.48%
7	6	▼	PHP	2.775%	+0.57%
8	7	▼	JavaScript	2.131%	+0.11%
9	-	▲▲	SQL	2.062%	+2.06%
10	18	▲▲	Objective-C	1.509%	+0.00%
11	12	▲	Delphi/Object Pascal	1.292%	-0.49%
12	10	▼	Ruby	1.291%	-0.64%
13	16	▲	MATLAB	1.276%	-0.35%
14	15	▲	Assembly language	1.232%	-0.41%
15	13	▼	Swift	1.223%	-0.54%
16	17	▲	Go	1.081%	-0.49%
17	9	▼▼	Perl	1.073%	-0.88%
18	11	▼▼	R	1.016%	-0.80%
19	19		PL/SQL	0.850%	-0.63%
20	14	▼▼	Visual Basic	0.682%	-1.07%

**Programming
language
"popularity"**

<https://www.tiobe.com/tiobe-index/>

<https://www.tiobe.com/tiobe-index/programming-languages-definition/>

Roadmap for this Course

<http://stat.wisc.edu/~sraschka/teaching/stat479-fs2018/#schedule>

Reading Assignments

- Raschka and Mirjalili: Python Machine Learning, 2nd ed., Ch 1
- Elements of Statistical Learning, Ch 01
(<https://web.stanford.edu/~hastie/ElemStatLearn/>)